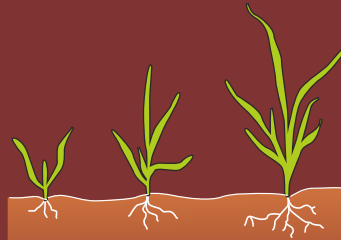
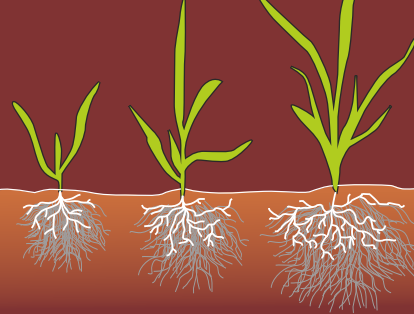


Without NutriGel Emergence



With NutriGel Emergence



Mycorrhizal Network with RootShield



Liquid



Liquid

Paddy



Powder

GRS



Manufactured by:

**Victus Laboratories India Private Limited**

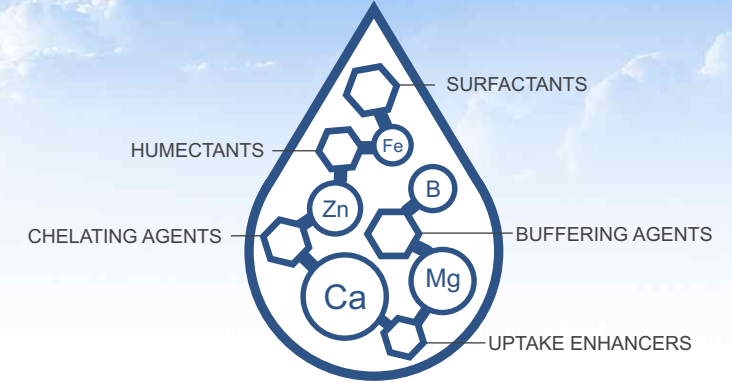
395-A, 1st Floor, Nanjundapuram Road, Ramanathapuram,  
Coimbatore - 641 045. Ph: 0422 - 4391916.

Web: [www.victuslabs.com](http://www.victuslabs.com) Customer Care: 88077 50000

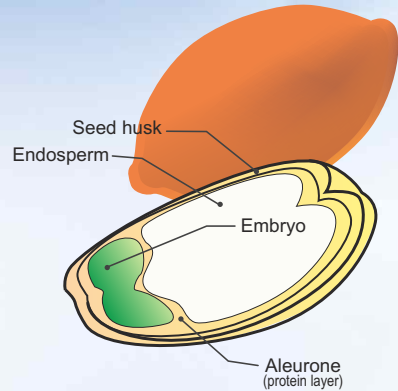


**SEED NUTRITION**

PLANT OPTIMIZED NUTRIENT DELIVERY SYSTEM



MUCH MORE THAN JUST NUTRIENTS



**Seed Structure**

## Enhancing the yield potential of your seed

To establish uniform healthy seedlings with effective root system it is critical to select and use certified good quality seed. Seed nutrition is the easiest way to overcome weak seedlings with poor root growth and establishment. Seed nutrition enhances root mass, makes seedlings more disease resistant and helps in good establishment.

### EASIEST WAY TO IMPROVE SEED QUALITY

NutriGel Emergence S1 is a seed nutrition product that can be applied easily to the seed by soaking the seed in freshly prepared nutrient solution and requires only 30 minutes to be fully absorbed by the seed.

### SEED PRIMING WITH NUTRIENTS

Seed soaking in nutrient solution (water with dissolved nutrients) helps the seed to imbibe (absorb) nutrients inside the seed. This nutrients is utilized by the embryo during germination resulting in uniform healthy seedlings, better roots with more root hairs and strong establishment.




#### 1. SOLUTION PREPARATION

Add a pack of NutriGel Emergence S1 (100 ml) in 10 litres of water. Minimum dilution - 2 caps (8 ml) in 1 liter of water. Mix well for a true solution.



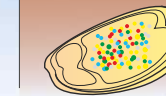
#### 2. SEED PRIMING

Soak the seeds into the prepared solution and let it remain in soaked condition for 30 min. Do not let the seeds soak for more than 1 hour.



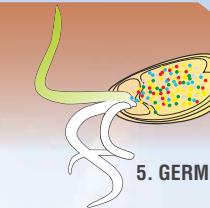
#### 3. GENTLE DRYING

The soaked seeds imbibe (absorb) the nutrients and is swollen in size. Dry the seeds handling gently in shade under suitable cloth to drain out water. Sow the seeds as soon as possible. Soaked seeds should be sown immediately and do not store it for later use.



#### 4. SOWING

The nutrients in the seed helps the growing embryo to sense available nutrients and they are utilized for germination.



#### 5. GERMINATION

Roots emerging from germinating seed has denser root hairs assisting in efficient water and nutrient uptake